

IMPROVING ADAPTIVE FEEDBACK CANCELLATION IN HEARING AIDS USING AN AFFINE COMBINATION OF FILTERS

Henning Schepker¹, Linh T. T. Tran², Sven Nordholm², and Simon Doclo¹

¹ Signal Processing Group, Department of Medical Physics and Acoustics and Cluster of Excellence "Hearing4All", University of Oldenburg, Oldenburg, Germany
{henning.schepker, simon.doclo}@uni-oldenburg.de

² Faculty of Science and Engineering, Curtin University, Perth, Australia
t.tran57@postgrad.curtin.edu.au, S.Nordholm@curtin.edu.au

ABSTRACT

In adaptive feedback cancellation an adaptive filter is used to model the acoustic feedback path between the hearing aid loudspeaker and the microphone. An important parameter for adaptive filters is the step-size, providing a trade-off between fast convergence and low steady-state misalignment. In order to achieve both fast convergence as well as low steady-state misalignment, it has been proposed to use an affine combination scheme of two filters operating with different step-sizes. In this paper we apply such an affine combination scheme to the acoustic feedback cancellation problem in hearing aids. We show that for speech signals a time-domain affine combination scheme yields a biased solution. To reduce this bias we propose to use a partitioned-block frequency-domain affine combination scheme. Experimental results using measured acoustic feedback paths show that in terms of misalignment and added stable gain the proposed adaptive feedback cancellation system outperforms a system that only uses a single adaptive filter with either of the fixed step-sizes used for the affine combination scheme.

Index Terms— feedback cancellation, hearing aids, affine combination, PBFDAF

1. INTRODUCTION

In recent years the number of hearing impaired persons supplied with open-fitting hearing aids has been steadily increasing. While largely alleviating problems related to the occlusion effect (e.g., the perception of one's own voice), open-fitting hearing aids are especially prone to acoustic feedback most often perceived as howling. This requires robust and fast-adapting feedback cancellation algorithms.

Several solutions exist to reduce acoustic feedback (see, e.g., [1, 2] and references therein), where adaptive feedback cancellation (AFC) seems to be the one of the most promising approaches as it theoretically allows for perfect cancellation of the feedback signal. In AFC the acoustic feedback path, i.e., the impulse response (IR) between the hearing aid loudspeaker and the hearing aid microphone, is approximated using an adaptive filter. Commonly, the least mean squares (LMS) algorithm or the normalized LMS (NLMS) algorithm is used to estimate the IR of the acoustic feedback path. However, the estimated IR will usually be biased due to the correlation between the incoming signal and the feedback signal [3, 4, 5].

This work was supported in part by the Research Unit FOR 1732 "Individualized Hearing Acoustics" and the Cluster of Excellence 1077 "Hearing4All", funded by the German Research Foundation (DFG) and project 57142981 "Individualized acoustic feedback cancellation" funded by the German Academic Exchange Service (DAAD).

To reduce this bias, for speech signals the so-called prediction-error-method (PEM) can be used [1, 4, 6]. In the PEM it is assumed that the speech signal can be modeled as a white gaussian noise sequence which is filtered with a time-varying vocal tract filter. The goal is then to simultaneously obtain an estimate of the time-varying vocal tract filter by means of linear prediction and use the prediction error to obtain an unbiased feedback path estimate.

Assuming that the conditions for an unbiased estimation in the closed-loop system are fulfilled [7], the choice of the step-size in the LMS and NLMS algorithm usually is a trade-off between slow convergence but low steady-state misalignment and fast convergence but a higher steady-state error [8, 9]. In order to achieve both fast convergence as well as low steady-state misalignment, several solutions have been proposed that use either variable step-sizes [10, 11] or adaptively combine the outputs of two filter with different step-sizes [12, 13, 14, 15, 16, 17]. Similarly, as variable step-size algorithms, the combination of two adaptive filters can be intuitively interpreted as changing the global step-size controlled by the output of the two filters. While both approaches have been successfully applied to acoustic echo cancellation, their application to acoustic feedback cancellation is more challenging due to the correlation between the loudspeaker signal and the incoming signal. To this end, mostly the use of variable step-size algorithms has been considered for AFC in hearing aids [18, 19, 20]. In this paper we propose to apply the combination of two adaptive filters to the problem of acoustic feedback cancellation in hearing aids, more specifically the affine combination as proposed in [14, 16]. We show that in case of correlation between the loudspeaker signal and the incoming signal the combination scheme will in general adapt to a biased solution. In order to reduce the influence of this bias, we propose to use the PEM together with the partitioned block frequency-domain adaptive filter (PBFDAF) [6]. Simulation results using measured acoustic feedback paths show that the proposed AFC system outperforms a system that only uses either of the individual adaptive filters in terms of misalignment and added stable gain.

2. AFC FRAMEWORK

Consider the single-loudspeaker single-microphone AFC system depicted in Figure 1. The microphone signal $y[k]$ is the addition of the incoming signal $x[k]$ and the feedback signal $f[k]$, i.e.,

$$y[k] = f[k] + x[k]. \quad (1)$$

The feedback signal $f[k]$ is the convolution of the acoustic feedback path $h[k]$ and the loudspeaker signal $u[k]$, i.e., $f[k] = h[k] * u[k]$. Assuming that $h[k]$ is a finite impulse response (FIR) filter of length

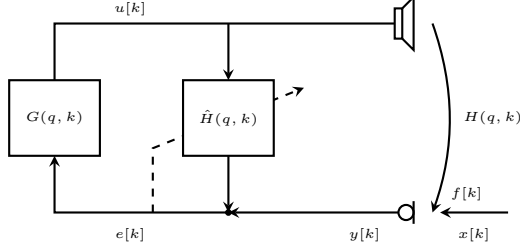


Fig. 1: Schematic of a standard AFC system.

L_h , $f[k]$ can be expressed as

$$f[k] = \mathbf{h}^T[k] \mathbf{u}[k] \quad (2)$$

with $\mathbf{h}[k] = [h_0[k] \ h_1[k] \ \dots \ h_{L_h-1}[k]]^T$ and $\mathbf{u}[k] = [u[k] \ u[k-1] \ \dots \ u[k-L_h+1]]^T$. The filter $\mathbf{h}[k]$ can be represented as a polynomial transfer function in q , i.e., $H(q, k) = \mathbf{h}^T[k] \mathbf{q}$ with $\mathbf{q} = [1 \ q^{-1} \ \dots \ q^{-L_h+1}]^T$. Hence, $f[k]$ can be represented as

$$f[k] = H(q, k)u[k]. \quad (3)$$

The so-called error signal $e[k]$ corresponds to an estimate of the incoming signal $x[k]$ and is computed as

$$e[k] = y[k] - \hat{H}(q, k)u[k] \quad (4)$$

where $\hat{H}(q, k)$ is an estimate of $H(q, k)$. This estimate can be obtained, e.g., using the NLMS algorithm (cf. Section 3.1). The loud-speaker signal $u[k]$ is then computed by amplifying $e[k]$ using the (possibly time-varying) forward path gain $G(q, k)$, i.e.,

$$u[k] = G(q, k)e[k], \quad (5)$$

where it is typically assumed that $G(q, k)$ contains a delay $d_G \geq 1$ [1, 4].

3. PROPOSED ADAPTIVE FEEDBACK CANCELLATION SYSTEM

An overview of the proposed novel AFC system is depicted in Figure 2. In order to achieve both fast convergence as well as low steady-state misalignment, the system comprises two adaptive filters $\hat{H}_1(q, k)$ and $\hat{H}_2(q, k)$ operating on the same input signal $\tilde{u}[k]$, where the first adaptive filter uses a large step-size and the second adaptive filter uses a small step-size. The affine combination aims at combining the estimated feedback signals $\tilde{f}_1[k]$ and $\tilde{f}_2[k]$ such that the squared error signal $\tilde{e}^2[k]$ is minimized, theoretically showing universal potential, i.e., the affine combination always performs at least as good as the best single filter [14, 16]. In order to reduce the bias of the filter estimation, adaptive pre-whitening is performed [4] using the filter $\hat{A}(q, k)$, which is estimated from the error signal $e[k]$.

In the following we first present the time-domain implementation and theoretically show that the affine combination parameter is biased when $u[k]$ and $x[k]$ cannot be perfectly decorrelated. Second, we introduce the PBFDAF implementation that makes additional use of transform-domain processing to reduce the estimation bias.

3.1. Time-domain implementation

In this implementation both adaptive filters are updated in the time-domain, where each adaptive filter estimates the acoustic feedback

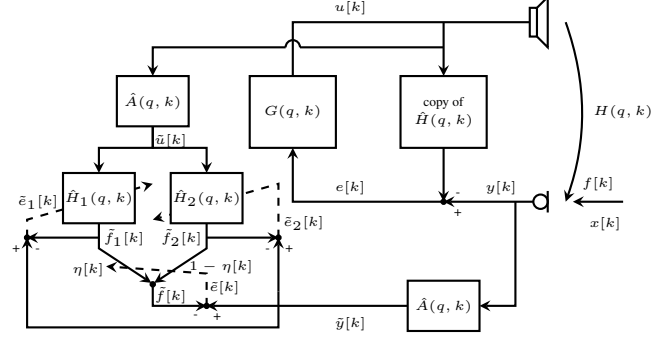


Fig. 2: Proposed system using a combination scheme of two independent adaptive filters.

path $H(q, k)$ using the modified NLMS algorithm [21], i.e.,

$$\hat{\mathbf{h}}_i[k+1] = \hat{\mathbf{h}}_i[k] + \frac{\mu_i}{p_i[k]} \tilde{\mathbf{u}}[k] \tilde{e}_i[k], \quad i = 1, 2 \quad (6)$$

with $\tilde{e}_i[k] = \tilde{y}[k] - \tilde{f}_i[k]$ the error signal of the i th filter, $p_i[k] = \alpha_h p_i[k-1] + (1 - \alpha_h)(\tilde{e}_i^2[k] + \tilde{u}^2[k])$ a power normalization factor with α_h a smoothing constant, and $\hat{\mathbf{h}}_i[k] = [\hat{h}_{i,0}[k] \ \hat{h}_{i,1}[k] \ \dots \ \hat{h}_{i,L_{\hat{h}}-1}[k]]^T$ the estimated filter vector of length $L_{\hat{h}}$.

The outputs of both adaptive filters $\tilde{f}_i[k] = \hat{\mathbf{h}}_i^T[k] \tilde{\mathbf{u}}[k]$ are then combined using an affine combination scheme [16] to obtain the estimated feedback signal $\hat{f}[k]$, i.e.,

$$\hat{f}[k] = \eta[k] \tilde{f}_1[k] + (1 - \eta[k]) \tilde{f}_2[k] \quad (7)$$

$$= \underbrace{(\eta[k] \hat{\mathbf{h}}_1^T[k] + (1 - \eta[k]) \hat{\mathbf{h}}_2^T[k])}_{\hat{\mathbf{h}}[k]} \tilde{\mathbf{u}}[k], \quad (8)$$

where $\eta[k]$ is a (real-valued) adaptive combination parameter and $\hat{\mathbf{h}}[k]$ is the estimate of $\mathbf{h}[k]$ obtained by combining both adaptive filters. Aiming to minimize the squared error signal

$$\mathcal{E}\{\tilde{e}^2[k]\} = \mathcal{E}\{(\tilde{y}[k] - \hat{f}[k])^2\}, \quad (9)$$

with $\mathcal{E}\{\cdot\}$ denoting expectations and $\tilde{f}[k]$ defined in (7), the combination parameter $\eta[k]$ can be updated using a gradient-descent rule, e.g., an LMS-based update rule

$$\eta[k+1] = \eta[k] + \mu_\eta (\tilde{f}_1[k] - \tilde{f}_2[k]) \tilde{e}[k], \quad (10)$$

with μ_η a positive step-size parameter. In [16] it has been shown that an improved performance for the affine combination can be achieved when an NLMS-based update rule or a sign-regressor LMS (SR-LMS)-based update rule is used. Therefore, in the proposed AFC system we use the SR-LMS algorithm to update $\eta[k]$, i.e.,

$$\boxed{\eta[k+1] = \eta[k] + \mu_\eta \text{sgn}\{(\tilde{f}_1[k] - \tilde{f}_2[k])\} \tilde{e}[k]} \quad (11)$$

In order to avoid instability and following [14], $\eta[k+1]$ is restricted to be smaller than or equal to 1. The optimal solution $\eta^{opt}[k]$ is obtained by setting the gradient of $\tilde{e}^2[k]$ in (9) with respect to $\eta[k]$ to zero, yielding

$$\boxed{\eta^{opt}[k] = \frac{(\tilde{f}_1[k] - \tilde{f}_2[k]) \Delta \tilde{f}_2[k]}{(\tilde{e}_1[k] - \tilde{e}_2[k])^2} + \underbrace{\frac{(\tilde{f}_1[k] - \tilde{f}_2[k]) \tilde{x}[k]}{(\tilde{e}_1[k] - \tilde{e}_2[k])^2}}_{\text{bias}}}, \quad (12)$$

where we define $\Delta \tilde{f}_2[k] = \tilde{f}[k] - \tilde{f}_2[k]$ with $\tilde{f}[k] = \hat{A}(q, k)f[k]$ the prefiltered version of $f[k]$ defined in (3) which depend on the input signal $\tilde{u}[k]$ and used $\tilde{e}[k] = \eta[k](\tilde{e}_1[k] - \tilde{e}_2[k]) + \tilde{e}_2[k]$, which can be obtained from (7). Hence, in general, for the considered application of AFC the optimal solution of the combination parameter $\eta[k]$ will be biased if the PEM does not perfectly decorrelate $\tilde{x}[k]$ and $\tilde{u}[k]$, e.g., for speech signals.

3.2. Partitioned Block Frequency-Domain implementation

As will be shown in the experimental evaluation (cf. Section 4), when using speech signals, the solution of the combination parameter $\eta[k]$ in the time-domain implementation is still biased even if the PEM is applied since for speech signals the PEM is not able to perfectly decorrelate the loudspeaker signal from the incoming signal. Therefore, in this section we present an PBFDAF-based implementation, which makes use of transform-domain processing to decorrelate the loudspeaker signal from the incoming signal in addition to the PEM. While the affine combination of filters has already been derived for block and partitioned block filters [15] and block frequency-domain filter [17], here we extend this approach to the PBFDAF framework.

In PBFDAF [1, 6, 22] the i th adaptive filter $\hat{H}_i(q, k)$ is partitioned into $L_{\hat{h}}/P$ partitions of length P each, i.e., $\hat{\mathbf{h}}_{i,p}[k] = [\hat{h}_{i,pP}[k] \hat{h}_{i,pP+1}[k] \dots \hat{h}_{i,(p+1)P-1}[k]]^T$, $p = 0, \dots, L_{\hat{h}}/P - 1$, and transformed to the frequency-domain using an M -point DFT matrix \mathcal{F} , i.e.,

$$\hat{\mathbf{H}}_{i,p}[k] = \mathcal{F} \begin{bmatrix} \hat{\mathbf{h}}_{i,p}[k] \\ \mathbf{0} \end{bmatrix}. \quad (13)$$

For each partition the i th adaptive filter is then updated as

$$\hat{\mathbf{H}}_{i,p}[l+1] = \hat{\mathbf{H}}_{i,p}[l] + \mathcal{F} \mathbf{C} \mathcal{F}^{-1} \Delta_i[l] \tilde{\mathbf{U}}_p^H[l] \tilde{\mathbf{E}}_i[l]. \quad (14)$$

The partitioned filter input $\tilde{\mathbf{U}}_p[l]$ is computed as

$$\mathbf{U}_p[l] = \text{diag} \left\{ \mathcal{F} \begin{bmatrix} u[(l+1)L - pP - M + 1] \\ \vdots \\ u[(l+1)L - pP] \end{bmatrix} \right\}. \quad (15)$$

with L the block length. The error signal $\tilde{\mathbf{E}}_i[l]$ in (14) is computed as

$$\tilde{\mathbf{E}}_i[l] = \mathcal{F} \begin{bmatrix} \mathbf{0} \\ \mathbf{I} \end{bmatrix} (\tilde{\mathbf{y}}[l] - \tilde{\mathbf{f}}_i[l]), \quad (16)$$

with $\tilde{\mathbf{y}}[l] = [\tilde{y}[lL+1] \dots \tilde{y}[(l+1)L]]^T$ and $\tilde{\mathbf{f}}_i[l] = [\tilde{f}_i[lL+1] \dots \tilde{f}_i[(l+1)L]]^T$, computed as

$$\tilde{\mathbf{f}}_i[l] = [\mathbf{0} \quad \mathbf{I}] \mathcal{F}^{-1} \sum_{p=0}^{L_{\hat{h}}/P-1} \underbrace{\tilde{\mathbf{U}}_p[l] \hat{\mathbf{H}}_{i,p}[l]}_{\hat{\mathbf{F}}_{i,p}[l]}. \quad (17)$$

The frequency-dependent step-size matrix $\Delta_i[l]$ in (14) is equal to

$$\Delta_i[l] = \text{diag}\{[\mu_{i,0}[l] \quad \dots \quad \mu_{i,M-1}[l]]\} \quad (18)$$

with

$$\mu_{i,m}[l] = \frac{\mu_i}{|\tilde{\mathbf{E}}_{i,m}[l]|^2 + \sum_{p=0}^{L_{\hat{h}}/P-1} |\tilde{\mathbf{U}}_{p,m}[l]|^2 + \delta} \quad (19)$$

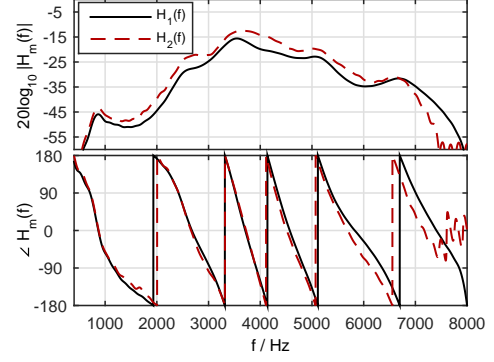


Fig. 3: Amplitude and phase responses of the acoustic feedback paths measured on a dummy head used in the experimental evaluation.

and δ is a small positive constant. In order to avoid circular convolution effects, the matrix \mathbf{C} is used in (14) to constrain the gradient [6, 22].

Using a partition- and frequency-dependent combination parameter $\eta_p[l]$, the affine combination of the filters for the p -th partition is equal to

$$\hat{\mathbf{F}}_p[l] = \eta_p[l] \hat{\mathbf{F}}_{1,p}[l] + (\mathbf{I} - \eta_p[l]) \hat{\mathbf{F}}_{2,p}[l] \quad (20)$$

with $\eta_p[l] = \text{diag}\{\eta_{p,0}[l], \dots, \eta_{p,M-1}[l]\}$. The time-domain representation of $\hat{\mathbf{F}}[l]$ is then computed as

$$\tilde{\mathbf{f}}[l] = [\mathbf{0} \quad \mathbf{I}] \mathcal{F}^{-1} \sum_{p=0}^{L_{\hat{h}}/P-1} \tilde{\mathbf{F}}_p[l]. \quad (21)$$

The error signal is then computed using the combined filter output and the microphone signal, i.e.,

$$\tilde{\mathbf{E}}[l] = \mathcal{F} \begin{bmatrix} \mathbf{0} \\ \mathbf{I} \end{bmatrix} (\tilde{\mathbf{y}}[l] - \tilde{\mathbf{f}}[l]) \quad (22)$$

Assuming that PBFDAF-based processing provides sufficient independency between frequency-bands, we use a frequency- and partition-dependent update rule to compute the combination parameter. Similarly as for the time-domain implementation, we use an SR-LMS based update rule and restrict the combination parameter to be real-valued, i.e.,

$$\eta_{p,m}[l+1] = \eta_{p,m}[l] + \mu_{\eta} \text{sgn}\{\Re\{\tilde{F}_{p,1,m}[l] - \tilde{F}_{p,2,m}[l]\}\} \Re\{\tilde{E}[l]\} \quad (23)$$

where $\Re\{\cdot\}$ denotes the real value of a complex number and $m = 0, \dots, M-1$ denotes the frequency index. Similar to the time-domain implementation $\eta_{p,m}[l+1]$ is restricted to be smaller or equal to 1.

4. EVALUATION

In this section the time- and the frequency-domain implementations of the proposed AFC system using the affine combination of two adaptive filters is evaluated. Acoustic feedback paths were measured on a dummy head with adjustable ear canals [23] using a two-microphone behind-the-ear hearing aid and open-fitting ear molds

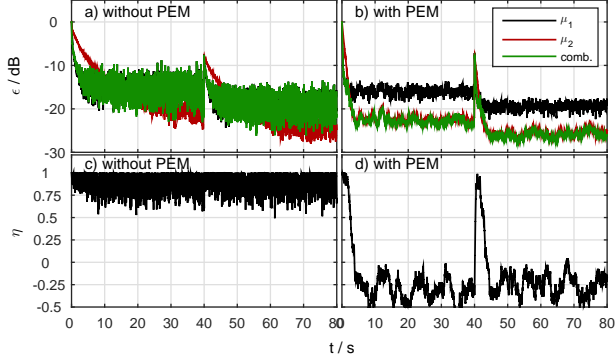


Fig. 4: Normalized misalignment and affine combination parameter $\eta[k]$ for the sSSN using the time-domain implementation with and without PEM ($\mu_1 = 0.02$, $\mu_2 = 0.004$, $\mu_\eta = 1$, $\alpha_h = 0.992$).

[24]. The IRs were sampled at $f_s = 16$ kHz and truncated to length $L_h = 100$. Figure 3 depicts the amplitude- and phase-responses of the IRs used in the evaluation which were measured in free-field ($H_1(f)$) and with a telephone receiver ($H_2(f)$) in close distance.

The performance was evaluated for two different incoming signals $x[k]$: 1) a stationary speech-shaped noise (sSSN) and 2) a speech signal consisting of female and male speech used in [25]. These signals allow to evaluate the proposed AFC system under the following conditions: 1) the incoming signal and the loudspeaker signal can be perfectly decorrelated by the PEM, i.e., for sSSN, and 2) the signals can only be approximately decorrelated by the PEM, i.e., for speech. All signals were 80s long and an instantaneous change of the acoustic feedback path was simulated after 40s by switching from the IR measured in free-field to the IR measured with the telephone receiver.

As instrumental measures, the normalized misalignment ϵ and the added stable gain ASG were used. The normalized misalignment is defined as

$$\epsilon = 10 \log_{10} \frac{\|\mathbf{h} - \hat{\mathbf{h}}\|_2^2}{\|\mathbf{h}\|_2^2}, \quad (24)$$

while the added stable gain is defined as [4, 26]

$$ASG = 10 \log_{10} \frac{1}{\max_{\Omega} |H(e^{j\Omega}) - \hat{H}(e^{j\Omega})|^2} - 10 \log_{10} \frac{1}{\max_{\Omega} |H(e^{j\Omega})|^2}, \quad (25)$$

with $H(e^{j\Omega})$ and $\hat{H}(e^{j\Omega})$ the frequency responses of the measured and the estimated acoustic feedback paths at normalized frequency Ω , respectively.

The following settings were used in all simulations. The forward path gain of the hearing aid was set to $G(q, k) = 10z^{-d_G}$ with d_G corresponding to a delay of 6 ms. For the time-domain implementation we used $L_{\hat{h}} = 64$, $\alpha_h = 0.992$ and $\mu_\eta = 1$ and for the sSSN we chose $\mu_1 = 0.02$ and $\mu_2 = 0.004$, while for the speech signal we chose $\mu_1 = 0.002$ and $\mu_2 = 0.0004$. For the frequency-domain implementation we used $L_{\hat{h}} = 64$, $L = 32$, $P = 32$, $M = 128$, $\mu_\eta = 2$, $\mu_1 = 0.015$ and $\mu_2 = 0.001$. For both approaches the prediction-error filter $\hat{A}(q, k)$ was of order 20 and was updated every 10 ms using the Levinson-Durbin recursion.

Figure 4 shows the results for the sSSN using the time-domain implementation. The left column depicts the normalized misalignment and the affine combination parameter $\eta[k]$, when the PEM is

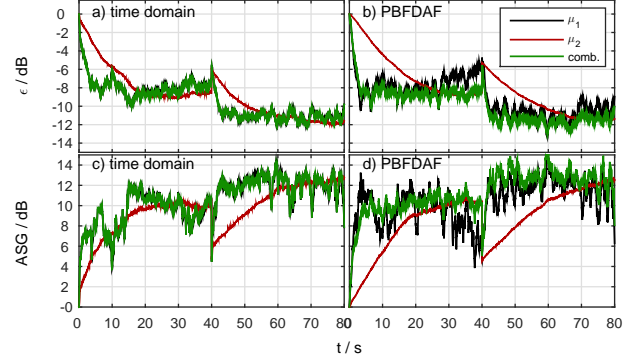


Fig. 5: Normalized misalignment and ASG for the speech signal using the time-domain implementation ($\mu_1 = 0.002$, $\mu_2 = 0.0004$, $\mu_\eta = 1$ and $\alpha_h = 0.992$) and using the PBFDAF-based implementation ($\mu_1 = 0.015$, $\mu_2 = 0.001$, $\mu_\eta = 2$).

not used. As expected from (12), the time-domain implementation is not able to track the best filter in case of correlation between $x[k]$ and $u[k]$, i.e., it follows only the fast filter and $\eta[k] \approx 1$ most of the time. However, if the PEM is used (right column) the affine combination scheme is well able to track the best filter (i.e., initially the fast filter and after a while the slow filter) and even outperforms the best filter in some time instances.

Figure 5 shows the results for the speech signal using both the time-domain implementation (left column) and the PBFDAF implementation (right column) both using the PEM for both instrumental measures. While for the time-domain implementation the affine combination is not able to track the best filter, for the PBFDAF implementation the affine combination is able to track the best filter and even outperforms the fast filter when the slow filter has not yet converged. This is especially visible between 30-40s, where the ASG (cf. Figure 5d) can be increased by about 3 dB for the affine combination. This indicates that the additional decorrelation achieved by the transform-domain processing allows the affine combination to track the best filter. Additionally, a less fluctuating ASG over time is achieved for the affine combination compared to the fast filter. These results show the benefit of using the affine combination of two adaptive filters compared to using only a single adaptive filter with a fixed step-size.

5. CONCLUSION

In this paper we have proposed a novel AFC system that uses the affine combination of two adaptive filters with different step-sizes in order to yield a fast convergence and low steady-state misalignment of the combined filter. We have theoretically shown, that for adaptive feedback cancellation in hearing aids the affine combination is biased when no decorrelation is applied to the loudspeaker and the incoming signals. Simulation results using measured acoustic feedback paths show that for speech signals the time-domain implementation of the proposed AFC system is not able to track the best filter even when the PEM is used to decorrelate the signals. However, using the PBFDAF implementation to additionally benefit from the decorrelating properties of transform-domain processing we have shown that the combined filter is able to outperform each individual filter in terms of misalignment and added stable gain.

6. REFERENCES

- [1] A. Spriet, S. Doclo, M. Moonen, and J. Wouters, "Feedback Control in Hearing Aids," in *Springer Handbook of Speech Processing*, pp. 979–999. Springer-Verlag, Berlin, Germany, 2008.
- [2] T. van Waterschoot and M. Moonen, "Fifty Years of Acoustic Feedback Control: State of the Art and Future Challenges," *Proc. IEEE*, vol. 99, no. 2, pp. 288–327, Feb. 2011.
- [3] M.G. Siqueira and A. Alwan, "Steady-state analysis of continuous adaptation in acoustic feedback reduction systems for hearing-aids," *IEEE Trans. Speech Audio Process.*, vol. 8, no. 4, pp. 443–453, July 2000.
- [4] A. Spriet, I. Proudler, M. Moonen, and J. Wouters, "Adaptive feedback cancellation in hearing aids with linear prediction of the desired signal," *IEEE Trans. Signal Process.*, vol. 53, no. 10, pp. 3749–3763, 2005.
- [5] C. R. C. Nakagawa, S. Nordholm, and W.-Y. Yan, "New Insights Into Optimal Acoustic Feedback Cancellation," *IEEE Signal Process. Lett.*, vol. 20, no. 9, pp. 869–872, Sept. 2013.
- [6] A. Spriet, G. Rombouts, M. Moonen, and J. Wouters, "Adaptive feedback cancellation in hearing aids," *J. Franklin Inst.*, vol. 343, no. 6, pp. 545–573, Sept. 2006.
- [7] U. Forssell and L. Ljung, "Closed-loop identification revisited," *Automatica*, vol. 35, pp. 1215–1241, 1999.
- [8] S. Haykin, *Adaptive Filter Theory*, Prentice Hall, 3rd edition, 1996.
- [9] A. H. Sayed, *Fundamentals of adaptive filtering*, John Wiley & Sons, 2003.
- [10] A. Mader, H. Puder, and G. U. Schmidt, "Step-size control for acoustic echo cancellation filters - an overview," *Signal Processing*, vol. 80, no. 9, pp. 1697–1719, 2000.
- [11] J. Benesty, H. Rey, L. Rey Vega, and S. Tressens, "A non-parametric VSS NLMS algorithm," *IEEE Signal Process. Letters*, vol. 13, no. 10, pp. 581–584, 2006.
- [12] J. Arenas-Garcia, V. Gomez-Verdejo, and A.R. Figueiras-Vidal, "New Algorithms for Improved Adaptive Convex Combination of LMS Transversal Filters," *IEEE Trans. Instrum. Meas.*, vol. 54, no. 6, pp. 2239–2249, Dec. 2005.
- [13] J. Arenas-Garcia, A.R. Figueiras-Vidal, and A.H. Sayed, "Mean-square performance of a convex combination of two adaptive filters," *IEEE Trans. Signal Process.*, vol. 54, no. 3, pp. 1078–1090, Mar. 2006.
- [14] N.J. Bershad, J.C.M. Bermudez, and J.-Y. Tournet, "An Affine Combination of Two LMS Adaptive Filters: Transient Mean-Square Analysis," *IEEE Trans. Signal Process.*, vol. 56, no. 5, pp. 1853–1864, May 2008.
- [15] J. Arenas-Garcia and A. R. Figueiras-Vidal, "Adaptive combination of proportionate filters for sparse echo cancellation," *IEEE Trans. Audio, Speech Lang. Process.*, vol. 17, no. 6, pp. 1087–1098, 2009.
- [16] R. Candido, M. T. M. Silva, and V. H. Nascimento, "Transient and Steady-State Analysis of the Affine Combination of Two Adaptive Filters," *IEEE Trans. Signal Process.*, vol. 58, no. 8, pp. 4064–4078, Aug. 2010.
- [17] L. A. Azpicueta-Ruiz, A. R. Figueiras-Vidal, and J. Arenas-Garcia, "Acoustic echo cancellation in discrete Fourier transform domain based on adaptive combination of adaptive filters," in *Proc. Meet. Acoust.*, 2013, vol. 19, pp. 055043–055043.
- [18] S. Thippayathethana and C. Chinrungrueng, "Variable step-size of the least-mean-square algorithm for reducing acoustic feedback in hearing aids," in *Proc. IEEE Asia-Pacific Conf. Circuits Syst. Electron. Commun. Syst., Tianjin, China*, Dec. 2000, pp. 407–410.
- [19] M. Rotaru, F. Albu, and H. Coanda, "A variable step size modified decorrelated NLMS algorithm for adaptive feedback cancellation in hearing aids," in *Proc. 10th Int. Symp. Electron. Telecommun., Timisoara, Romania*, Nov. 2012, pp. 263–266.
- [20] F. Strasser and H. Puder, "Sub-band feedback cancellation with variable step sizes for music signals in hearing aids," in *Proc. IEEE Int. Conf. Acoust. Speech Signal Process., Florence, Italy*, May 2014, pp. 8207–8211.
- [21] J. E. Greenberg, "Modified LMS algorithms for speech processing with an adaptive noise canceller," *IEEE Trans. Speech Audio Process.*, vol. 6, no. 4, pp. 338–351, July 1998.
- [22] J.-S. Soo and K.K. Pang, "Multidelay block frequency domain adaptive filter," *IEEE Trans. Acoust.*, vol. 38, no. 2, pp. 373–376, 1990.
- [23] M. Hiiipakka, M. Tikander, and M. Karjalainen, "Modeling the External Ear Acoustics for Insert Headphone Usage," *J. Audio Eng. Soc.*, vol. 58, no. 4, pp. 269–281, Apr. 2010.
- [24] T. Sankowsky-Rothe, H. Schepker, S. Doclo, and M. Blau, "Reciprocal measurement of the acoustic feedback path in hearing aids," *submitted to JASA Express Letters*, 2015.
- [25] C. R. C. Nakagawa, S. Nordholm, and W.-Y. Yan, "Dual microphone solution for acoustic feedback cancellation for assistive listening," in *Proc. IEEE Int. Conf. Acoust. Speech Signal Process., Kyoto, Japan*, Mar. 2012, pp. 149–152.
- [26] J. M. Kates, "Room reverberation effects in hearing aid feedback cancellation," *J. Acoust. Soc. Am.*, vol. 109, no. 1, pp. 367–378, 2001.